

CITYLINK COMPUTER

Tel : (02) 6217955 / 44 Fax : (02) 6217933
Abu Dhabi Hamdan St – behind Hamdan center
P O Box 47266



6217933 : 44/6217955 :
- 47266 :

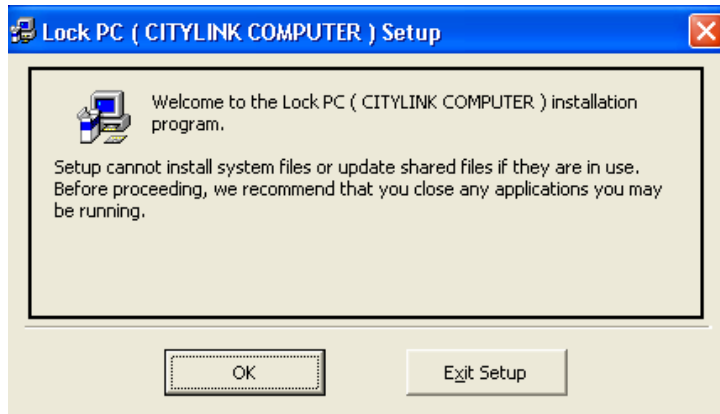
www.citylinkcomputer.com

PC Lock User Guide

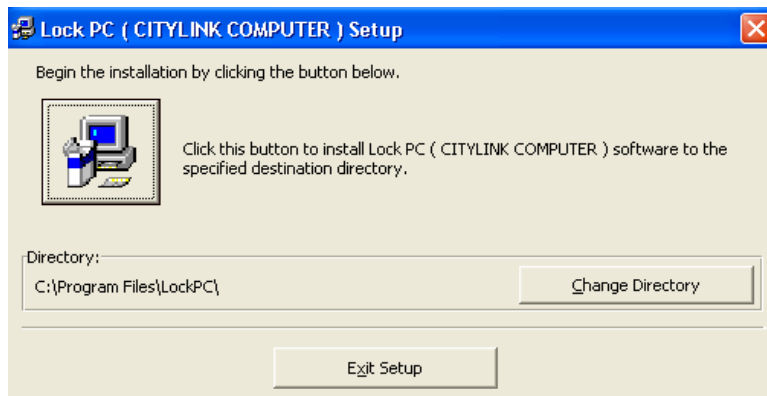
Installation

Run Setup.exe (click on file name setup.exe in your folder)

Follow the screens (you may change the path to where you want to place the folder)



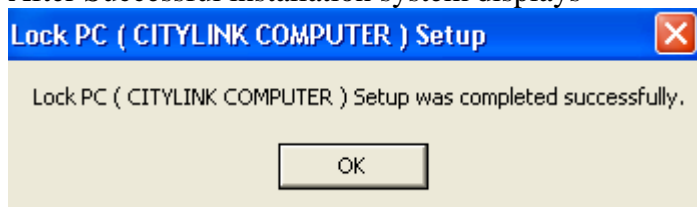
Click Ok and continue



To install the package on the default location click on the Icon

To change the location of Setup folder press Change directory and select your desired folder

After Successful installation system displays



Click Ok and you are ready to use the program

It is highly recommended to re-start the PC after the installation

Good Luck

CITYLINK COMPUTER

Tel : (02) 6217955 / 44 Fax : (02) 6217933
Abu Dhabi Hamdan St – behind Hamdan center
P O Box 47266



6217933 : 44/6217955 :
-
47266 :

www.citylinkcomputer.com

How to Run

The system has two executable files

Lockadmin : this program is used to setup password or to change wall paper screen

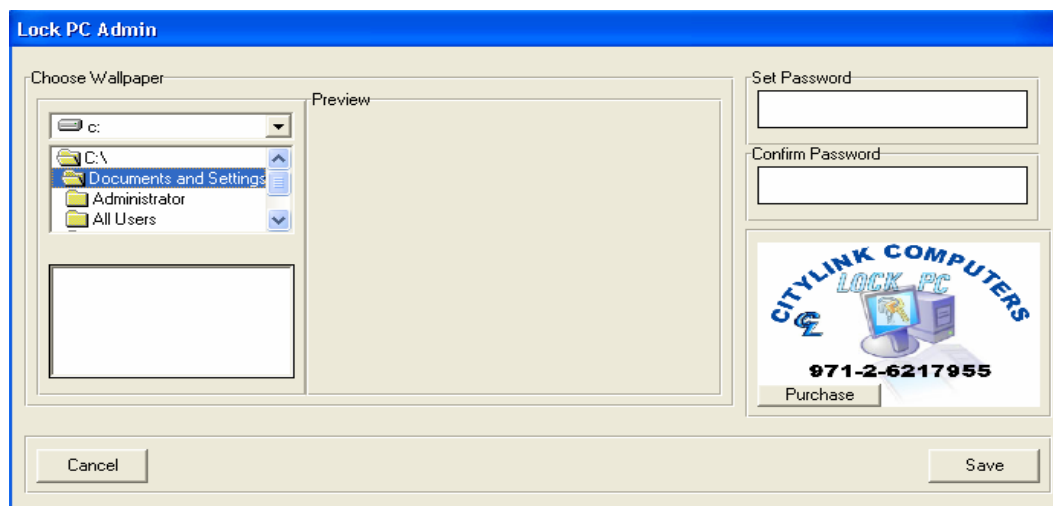
Lockit : system locking program

To run the program for the first time :

Click Start

Click Run

In Run Command Menu type *lockadmin* and press Enter key or NewLine key



You can choose your wallpaper from any folder in your system.

On right hand side type your password (any combination of characters or numbers)

Remember there is no way to retrieve your password if you forget it... so type a password that you can remember.

Once you have set your password you can start using the program.

CITYLINK COMPUTER

Tel : (02) 6217955 / 44 Fax : (02) 6217933
Abu Dhabi Hamdan St – behind Hamdan center
P O Box 47266



6217933 : 44/6217955 :
-
47266 :

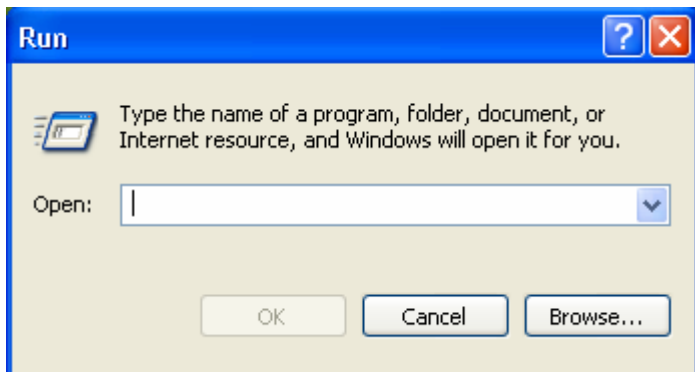
www.citylinkcomputer.com

To Lock your PC

Click Start

Click Run

In Run Command Menu type lockit and press Enter key or NewLine key.



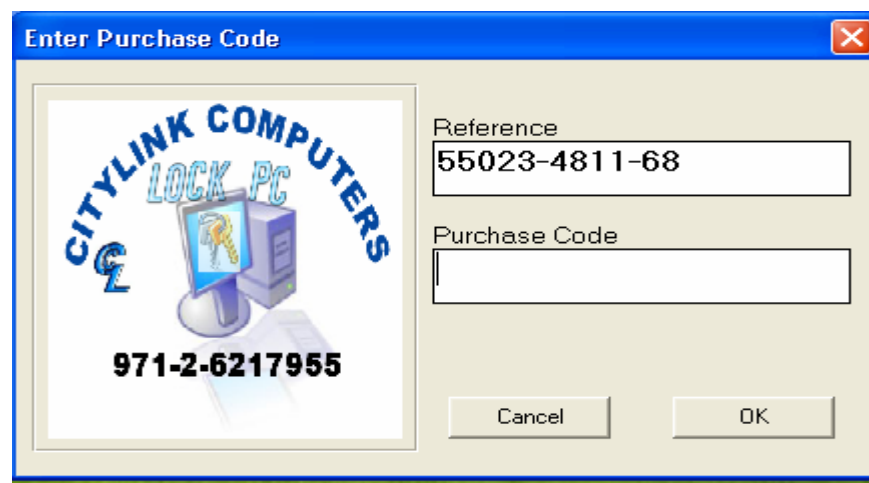
The system will logoff automatically saving any opened file.

To Unlock your PC

Simply press Esc key and type your password followed by Enter Key

Remember if you forget the password you may not be able to use your computer any more and you may need to send it to call the technical support to help you. So do keep a record for your password and save it in safe place.

During the Trial period or Demo version, the system keeps displaying the Purchase code screen to remind you to activate your program :



You may press cancel to continue using the demo version or call the displayed number to get the Purchase code.